

Eco Lifestyle And Home

Offering Real Estate & Lifestyle News For Albuquerque, Santa Fe, Taos Ski Valley & Beyond

Inside This Edition:

Emergence

❖ Our Monthly Newsletter Theme	2
❖ Events Around New Mexico	3
❖ Take a Hike	4
❖ Feng Shui For Real Life	5
❖ March Numerology	6
❖ Affirmation for March	6
❖ Creating Clarity in Your Life	7
❖ Your Inner Rock Star	8
❖ Attracting Perfect Customers	9
❖ GaiaQuest	10
❖ At Home with Staging for Selling	11
❖ Special Offers: Lowe's 10% off	12
❖ Special Offers: Fragrance & Light	12
❖ Mortgage News	13
❖ Real Estate Market Report	14
❖ Albuquerque Real Estate	15
❖ Santa Fe Real Estate	16
❖ Taos Ski Valley Real Estate	17
❖ Aeowyn's Dog Treats	18
❖ Free Reports	19
❖ Contact Us	20



Real Estate News Pages
13,14,15,16,17, & 19

Read about some of our favorite homes for sale in Albuquerque, Santa Fe & Taos Ski Valley. Each month we will feature real estate properties that we love and other pertinent real estate information.



"Dog Treats - Tofu Treats"



18

Emergence

The term "emergence" comes from the Latin verb *emerge*, which means to arise, to rise up, to come up or to come forth.

Emergence is the way complex systems and patterns arise out of a multiplicity of relatively simple interactions. Emergence has to do with relationships: the relationships among the parts, or the relationship of the system to its environment. Parts of a system that are related are also often referred to as a network or an ecosystem.

In this edition our contributors address the complex issues of emergence as it relates to connecting with kindred spirits.

Our Monthly Newsletter Theme For March

Emergence



Emergence has to do with relationships: the relationships among the parts, or the relationship of the system to its environment. Parts of a system that are related are also often referred to as a network or an ecosystem.

I love what Margret Wheatley and Deborah Frieze wrote in their article: **“Using Emergence To Take Social Innovations To Scale.”**

“In spite of current ads and slogans, the world doesn't change one person at a time. It changes as networks of relationships form among people who

*discover they share a common cause and vision of what's possible. This is good news for those of us intent on changing the world and creating a positive future. Rather than worry about critical mass, our work is to foster critical **connections**. We don't need to convince large numbers of people to change; instead, **we need to connect with kindred spirits**. Through these relationships, we will develop the new knowledge, practices, courage, and commitment that lead to broad-based change.”*

Emergence only happens through connections. “Act locally, connect regionally, learn globally.”

It is not our task to change the entire world all at once, but of reaching out to mend the part of the world that is within our sphere. What works best is the accumulation of acts, stepping forward, lending a helping hand and doing it over and over, like rain drops in a bucket until it spills over.

The term “spiritual emergence” has been used to refer to the awakening of the spiritual potential within an individual that initiates the unfolding and expansion of that individual's way of being. It is a natural process of growth toward a deeper, more connected and expanded way of being, that usually occurs slowly throughout our lives until it is gently integrated. When this process occurs rapidly or becomes very intense, it can seem disruptive and out of context with everyday life, precipitating a personal crisis which is referred to as a “spiritual emergency”.

So when we look around our sphere of influence, we should ask of ourselves, “where can we best serve with our talents and our abilities to help make our community a better place and thus best contribute to the well-being of all living things.”

For a deeper understanding of how emergence can take place in our lives read Margret's work: <http://www.margaretwheatley.com/articles/emergence.html>

Thank you for reading our newsletter & feel free to pass it on to other kindred spirits. – *Dianne McKenzie, Cecile Bodman, Aeowyn and our content contributors.*

Events Around New Mexico

1. Saturday Tours at the VLA (Very Large Array)

Saturday, March 08, 2014 All day event
1003 Lopezville Road, Socorro, 87801

The Very Large Array hosts FREE, 30 minute, Guided Tours on the first Saturday of each month at 11:00a.m., 1:00p.m., and 3:00p.m. No reservations required, simply show up at the VLA Visitor Center 15 or so minutes before the desired tour time. These FREE tours last 30 minutes and take the Visitor to areas behind the scenes at the VLA. The First Saturday Tour event culminates in an evening of FREE Guided Night Sky Telescope Viewing at the Etsorn Observatory on the Campus of NM Tech located in Socorro. The night time event begins at dark and lasts two hours, despite weather conditions, no reservations required.

2. Rio Grande Arts and Crafts Spring Show

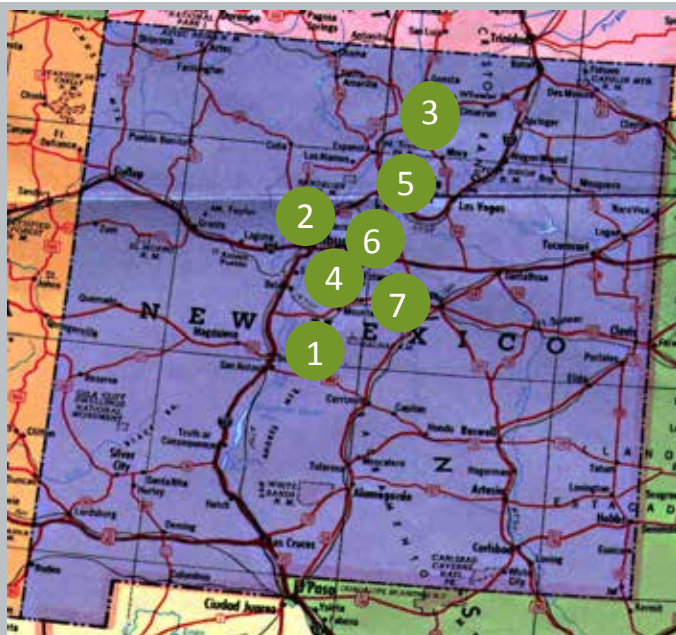
March 9th all day, Friday-Saturday 10am-5pm,
Sunday 10am-4pm, **300 San Pedro, Albuquerque** in
the Expo Building on the State Fair Grounds

Creativity is in bloom at Albuquerque's first major art event of the year, the Rio Grande Arts and Crafts Festival. Fine art is the focus of this festival, and the trend is to leave the show with something new for oneself or the house. This juried arts and crafts show is one of the largest in the state and features the work of more than 225 fine artists and craftsmen from all over the nation.

3. 11th Annual Cardboard Derby

Sipapu Ski and Summer Resort Saturday, March 15,
2014 9:00 AM - 12:00 PM, 5224 Highway 518
Vadito, NM 87579

Sipapu's biggest event of the year just 20 miles southeast of Taos! Build your own cardboard derby (made of cardboard, duct tape, string, twine and paint only) and maneuver your craft down the mountain for your chance to win a prize All ages and vehicle sizes are welcome— perfect for families! Cost is \$10 per vessel. For more information, visit www.SipapuNM.com or call 800-587-2240.



4. Albuquerque Gem & Mineral Treasurers of the Earth Expo NM State Fairgrounds March 14-16th Albuquerque.

Gem & Mineral Treasures of the Earth Expo. \$3 Admission, kids under 13 are Free. 40 dealers, gem stones, mineral specimens, jewelry, beads, cabochons, carvings, fossils, meteorites, books, raffles, door prizes, live wolf, silent auctions, mineral ID, and displays. Creative Arts Center at the Expo NM State Fairgrounds, Gate 3 @ San Pedro & Copper. Sponsored www.agmc.info, 505-265-4178, paulhlava@q.com

5. Bollywood Club Invasion 2014, Scottish Rite Temple

Saturday, March 22, 2014 7:00 PM - 12:30 AM,
463 Paseo de Peralta, Santa Fe, 87501

6th Annual Bollywood Club Invasion Dance Party at Scottish Rite Temple. Benefit for the charitable activities of the Amma Center New Mexico. Festive evening of community and dance. NEW VENUE: Scottish Rite Temple, 463 Paseo de Peralta, 87501, (505) 982-4414. www.facebook.com/BollywoodClubInvasion

6. 5. Polyphony: Voices of New Mexico presents Bach's Birthday, Cathedral of St. John Friday, March 21, 2014 7:00 PM - 9:00 PM 318 Silver SW Albuquerque, 87120

7. Sherman Alexie, Popejoy Hall Sunday, March 30, 2014 3:00 PM - 5:00 PM 203 Cornell Dr NE, Albuquerque, 87106

Take A Hike: March 15 at 9am

with Cecilie Bodman

El Rincon via the Piedra Lisa Trail.

We can meet at **the Range** on Wyoming and Montgomery for breakfast at 9am and caravan up to the trail head.

This hike is on the front side of the Sandias. I was about 14 years old the first time I hiked it.

Come join me and take a hike!



From [Great Outdoors.com](http://GreatOutdoors.com):

What makes it special: Piedra Lisa (Spanish for "smooth rock") offers views of some of the Sandias' most spectacular granite formations, including the massive wall known as the Shield. It's not difficult, and can usually be hiked in the winter.

Length: 4 miles

Hiking time: 2 to 4.5 hours

Difficulty: Easy to moderate

Elevation gain: 6,920 to 8,200 feet

Season: Spring through fall

Directions: From Tramway Boulevard (an exit on both I-40 and I-25), head east on the Juan Tabo road near the north end of the range. The paved road ends at a dirt road. Take the dirt road to a parking lot, then walk past the gate a short distance to the trail head on the right.

Notes: Rincon is Spanish for "corner," and this trail leads to the point at which a small front ridge connects to the main bulk of the mountains. The trail continues after cresting the obvious ridge at the 2-mile mark, but the owner of a plot that straddles the trail a little farther ahead has prohibited travel through the area. During certain times of the year, a faint spur trail is open that leads east along the ridge of the Rincon for about half a mile.

Feng Shui For Real Life by Carol Olmstead



Feng Shui Spring Clearing

Q: This unusually warm weather makes me feel like I'm ready to emerge my winter cocoon. There's been a lot of sickness in my home this winter, is there anything I should do around my house to make sure we have a healthy spring?

A: One thing you can do is a thorough spring cleaning of your pantry and cabinets where you store food. In Feng Shui, a clean, food-filled pantry represents the center of family life and a symbol of good health and continuing prosperity. Here are four simple steps to Feng Shui your pantry as you emerge into the new season:

1. Remove all cleaning products, including the brooms, mops, buckets, and vacuum cleaner, from the pantry, shelves, or cabinets where you store food. In Feng Shui, when cleaning products and food are stored together it symbolizes cleaning away your good health. Keep your cleaning products these under the sink, in the laundry room, or in a separate closet. And it's important to avoid storing the trash or cat liter in the pantry.
2. Remove everything from your pantry, wipe the shelves, and get rid of anything that is expired. Replace old spices, nuts, and oils, and refill canisters with new flour and sugar.
3. Clear out your refrigerator. Don't just clean out the interior of the fridge, also be sure to pay attention to the exterior by updating old photos and children's drawings, removing forgotten shopping lists, and replacing the old take-out menus you have on the fridge door.
4. Sweep the pantry and kitchen floor to symbolically make room for good energy. Be sure to sweep out of the room toward the kitchen door instead of into the room. In Feng Shui terms, sweeping outward represents moving out old energy to make room for the new.

Feng Shui Tip for March:

As the weather starts to change, transform your wardrobe by letting go of the clothes you no longer need, such as shoes that cause blisters, pants that ride a bit too high in the crotch, or the clothes that are a size too small. If you haven't worn an item of clothing for a year, remove it from your closet and donate it to charity. When you hold on to things that don't fit, you hold on to old energy and symbolically hold on to excess weight.

~~~~~

In this column, Feng Shui Expert Carol Olmstead answers your questions.

Submit your Feng Shui questions to Carol then check this column for the answers.

**Carol M. Olmstead, FSIA**  
Feng Shui Master  
Practitioner



[www.FengShuiForRealLife.com](http://www.FengShuiForRealLife.com)  
[carol@FengShuiForRealLife.com](mailto:carol@FengShuiForRealLife.com)

And don't forget to treat yourself to a new pair of oven mitts or potholders to replace the burnt ones!



## Life By The Numbers

- Cecilie Bodman

### March Numerology

The month of March is a 1

The Universal year 2014 is 7 (purple, amethyst).

#### **March is Number 1**

It is the month for new beginnings. Develop a plan for what you want to accomplish, manifest and experience. Independence, self-promotion and new ventures have a strong influence. This is your month to break new ground, lay the foundation and be a pioneer. Trust that you are safe and secure as you step out into the new day.

**Color:** Red

**Gems:** Ruby, garnet, smokey quartz.

**Oils:** Frankincense and Sandalwood. You can add these oils to your cooking or apply diluted oils to adrenal acupressure points.

**Yoga Poses:** Janusara: heel to perineum


#### **Affirmation:**

*"I embrace the new opportunities in my life with open arms."*

#### Affirmation for the Month - March

*"Why is my career growing beyond my wildest dreams?"*

"Affirmations", ask empowering questions that cause your mind to focus on what you REALLY want and what you HAVE, and stop focusing on what you don't want and don't have.





# Creating Clarity

## by Lainie Grimmer

# Emergence

Spring is beginning to stir, change is in the air! I'm itching to throw off my heavy winter clothing and...well, I don't know what, yet! I can feel something inside of me wanting to emerge after cocooning all winter, now I just have to identify what "it" is. Sometimes the hardest part of allowing something new to emerge is discovering what wants to sprout, or uncovering what in your life needs to be weeded out.

When I find myself wanting to change or grow but uncertain as to what or how, I plan a change garden, following these easy steps to help me uncover what's ready to emerge:

### 1. Clear

Just like a seed ready to sprout, what wants to emerge from you needs space in order to crack through the shell of your busy daily life. Give yourself permission to clear some time to explore, to dream – to plan your garden.

### 2. Prepare the Soil

If you want your seeds to grow into healthy plants, you have to prepare the soil: break up the big chunks, add soil amenders, toss away the rocks. Break up your chunks of life by taking a look at your daily activities: Brushing your teeth...pulling together the numbers for the budget meeting... going to yoga...making your sales calls...preparing dinner. At the end of your day, make a quick list of your activities, review each one and note if it's something that lit you up, or felt like a clod of dirt.


### 3. Choose your Seeds

As you look over your activities and reactions, you'll notice patterns emerging, likes and dislikes. What appeals? What makes you cringe? If an activity feels like a lump of dirt, perhaps it's time to let it go. If an activity brings you a warm feeling, it's a seed, wanting to sprout and reach for the sun. How can you crack your shell to get more of THIS in your life?

### 4. Plant

Once you've prepared your soil and chosen your seeds, you're ready to plant some change, and change is easiest when it's planted in small steps. Remember, giant sequoias don't grow overnight, rather they add a little more height each year. If you discovered you need more sleep, go to bed 15 minutes earlier for a week, then add on another 15 minutes the second week. If your heart leaps at the idea of reupholstering the sofa – and you have no idea how – look into taking an upholstery class, then sign up, then actually attend.

**Clear, Prepare, Choose, Plant. With a little energy and patience, your seeds will soon begin to grow!**



Lainie Grimmer, CPCC, ACC

Creating Clarity, LLC - Certified Personal and Professional Coach, Facilitator

Telephone: 505.820.7989 Cell: 505.690.7989

Email: [lainiejg@gmail.com](mailto:lainiejg@gmail.com) Web: <http://creatingclaritycoaching.com>

# Your Inner Rock Star

from Patty Walters



## Emergence

When I hear or see the word 'emergence' a picture of a butterfly emerging from the cocoon is in my mind. No surprise. This describes not only the work I do, it's my journey too.

Sometimes it feels like I'm out of that cocoon, and then....I'm not. Something else emerges.

It has happened again just this week. How did I not see this? It's all OK...just more of the emergence.

I had an 'ah-ha' moment in a conversation with another author in this newsletter, Jan Stringer.

And it is honoring the wisdom I have about business networking for women. This was like a big DUH! moment for me. I've been business networking for a long time – probably 15 years or so. AND at first, business networking it just didn't make too much sense to me. Why do that? What will I say? I feel so uncomfortable doing this. I'll just find someone I know and sit by them.

Then, one day, I was speaking to another coach friend of mine. She said something pretty magical to me... she said.... What if it's not about YOU?... Did I hear right? It's not about me...oh you mean....it's about THEM?

My whole perception about networking shifted in that moment.

**A shift from focusing on ME to THEM when networking. What a concept.**

That changed everything for me. Now, I could go to networking events focused on what others need or want, who they were, and if we had a good connection or not. This one thing helped me to be more open and curious. And networking became fun.

And it made me a better coach and speaker as well. I am more engaged and focused on who is in the room.

Let me know if I can support you in your business networking journey.

Rock Star Business  
713 582 9551

Team Development & Public Speaking  
<http://rockstarbusiness.weebly.com>





By Jan Stringer

## Attracting Perfect Customers

*The #1 Strategy for Creating Lucrative Loyal Raving Fans*



Coaching . Training . Speaking

### Just five minutes of planning a day is all it takes to attract and maintain relationships with all your perfect customers

Traditional marketing strategies assume that customers will easily switch their loyalties from one company to another -- they just need to be enticed with special offers and discounts. For a business to retain its existing customers, it must be willing to concede to its customer demands for these special offers and discounts - or expect to lose to these customers to another business that will.

Conversely, a basic premise of the **Strategic Attraction™ Planning** Process is that 'like attracts like'. The natural power of attraction is what keeps your most perfect customers closely aligned with your business.

To tap into that power, it is essential to review your Strategic Attraction™ Plan each day to connect with yourself and what makes you tick. As well as, daily adding will keep your Strategic Attraction Plan fresh, so that new customers that will be coming to you, as well as, you will have them coming back!

Here's a quick visual to add in to your 5-minutes: Connect with what makes you tick, see yourself turning on the light in your lighthouse and send out a powerful beam which attracts perfect customers. Simple yet powerful.

### To receive a FREE E-Guide to Attracting Perfect Mate:

<http://www.perfectcustomers.com>

Or write to: <mailto:jan@perfectcustomers.com>



# GaiaQuest


*"Inspire a Quest for Sustainable Global Health"*  
 Center for Global Health & Well-Being with Eco-Community Campus Locations in Taos Ski Valley & Santa Fe, New Mexico  
[www.GaiaQuest.com](http://www.GaiaQuest.com)

## GaiaQuest Eco-Communities

Our international GaiaQuest Center for Global Health and Well-Being has been thoughtfully master planned to provide Global Health Programs and a wide variety of sustainable Well-Being Lifestyle Programs, Education, Products, Services and Resources primarily hosted at three demonstration eco-communities.

GaiaQuest's plans include developing two centers in Northern New Mexico as pedestrian oriented demonstration eco-communities. Each eco-community will be filled with a wholesome variety of residential uses, open space with trails, recreation amenities, permaculture demonstrations, community food gardens, restaurants, full-service boutique hotel suites, affordable euro-style hostel accommodations, commercial conveniences, arts & culture programs, lifestyle programs and GaiaQuest's university-style campus facilities.

- GaiaQuest's alpine center and campus will be developed as part of an exciting recreation oriented alpine eco-resort community at Taos Ski Valley. Phase One development is already underway, starting with an introductory phase of our luxury alpine residence club , GaiaQuest's first commercial Building and a unique community based arts and entertainment venue .
- GaiaQuest's main campus facility is presently being developed as the Santa Fe location in the commercial core of Aldea de Santa Fe, a successful existing new urbanist community, conveniently located near the airport in Santa Fe. Aldea's existing quaint pedestrian-oriented residential neighborhood is almost completely built out with a wholesome variety of existing homes, parks, substantial open space and trails. Aldea's unique mixed-use commercial village center is already partially developed with Aldea's beautiful civic plaza and three buildings. GaiaQuest developed its existing headquarters on the west side of Aldea's plaza in one of these buildings, as the first phase of the Santa Fe Annex. GaiaQuest is presently working on next phase development of a restaurant, convenience store, healing center program facilities, boutique hotel, community permaculture gardens and more, all located on mixed-use commercial property already purchased, fully entitled and approved for this purpose



# What's New in Design: 4 Secrets of Home Staging

Highlight your home's strengths, downplay its weaknesses and appeal to the greatest possible pool of prospective buyers with these home-staging tips.

## 1. Bye, Bye Clutter

The most important thing you can do to prepare your home for sale is to get rid of clutter. Make a house rule that for every new item that comes in, an old one has to leave. One of the major contributors to a cluttered look is having too much furniture. When professional stagers descend on a home being prepped for market, they often whisk away as much as half the owner's furnishings, and the house looks much bigger for it. You don't have to whittle that drastically, but take a hard look at what you have and ask yourself what you can live without.



## 2. Furniture Groupings

There's a common belief that rooms will feel larger and be easier to use if all the furniture is pushed against the walls, but that isn't the case. Instead, furnish your space by floating furniture away from walls. Reposition sofas and chairs into cozy conversational groups, and place pieces so that the traffic flow in a room is obvious. Not only will this make the space more user-friendly, but it will open up the room and make it seem larger.



## 3. Room Transformations

If you have a room that serves only to gather junk, repurpose it into something that will add to the value of your home. The simple addition of a comfortable armchair, a small table and a lamp in a stairwell nook will transform it into a cozy reading spot. Or drape fabric on the walls of your basement, lay inexpensive rubber padding or a carpet remnant on the floor and toss in a few cushy pillows. Voila - a new meditation room or yoga studio.



## 4. Make It Bigger

To make a room appear to be bigger than it is, paint it the same color as the adjacent room. If you have a small kitchen and dining room, a seamless look will make both rooms feel like one big space. And make a sunporch look bigger and more inviting by painting it green to reflect the color of nature. Another design trick: If you want to create the illusion of more space, paint the walls the same color as your drapery. It will give you a seamless and sophisticated look.



# Special Offers & Discounts

A Gift For You From Your REALTORS® - Cecilie & Dianne

Lowe's Home Improvement has offered our real estate clients a special discount for 10% off any purchase up to \$10,000. Limit 1 coupon per transaction.



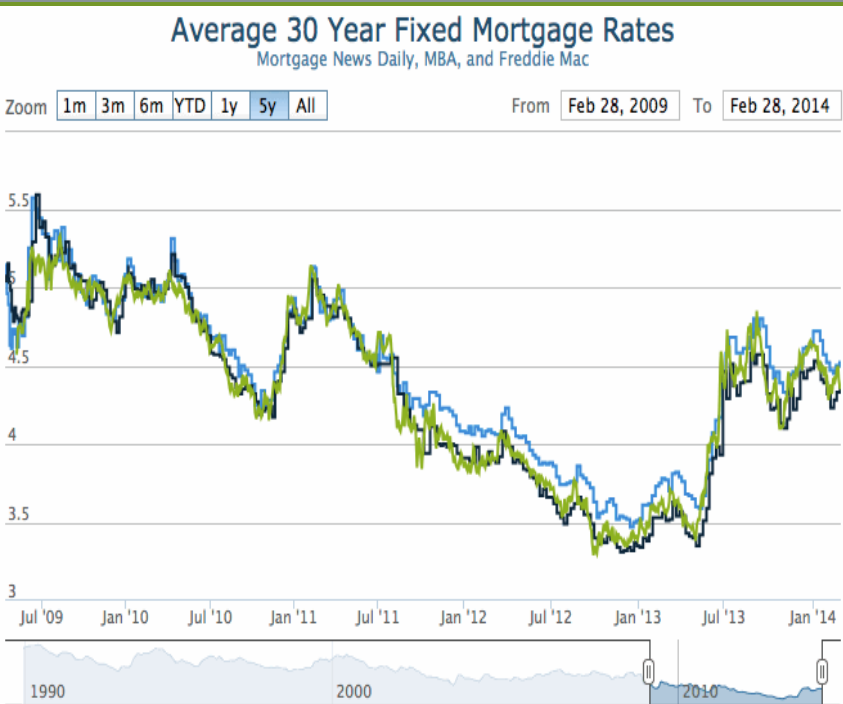
## For Our Buyers

With a few updates your new place can really start to feel like home. By participating in a special program for REALTORS®, we are able to offer you this discount from Lowe's to help you make those small updates. Enjoy your new home! And thanks for trusting us with your real estate needs.

## For Our Sellers

A quick refresh can make almost any home more appealing. By participating in a special program for REALTORS®, we are able to offer you this discount from Lowe's to help you make those small updates. Thanks for trusting us to serve your real estate needs.

Lowe's only requirement is that we provide them with your email address & full mail address: email address, street number, street name, city, state & zip so email us with your information and Lowe's will send you our 10% discount card. So please contact us and we will sign you up!



SOURCE: Mortgage News Daily  
Mortgage Bankers Association Freddie Mac  
Mortgage rates move daily.

### Mortgage News Daily *updated daily*

|             |       |       |
|-------------|-------|-------|
| 30 Yr Fixed | 4.38% | +.03  |
| 15 Yr Fixed | 3.37% | -0.07 |
| FHA 30 Yr   | 4.00% | -     |
| Jumbo 30 Yr | 4.25% | -0.06 |
| 5/1 Yr ARM  | 3.21% | -0.04 |

### Freddie Mac *updated weekly*

|             |       |     |       |
|-------------|-------|-----|-------|
| 30 Yr Fixed | 4.37% | .70 | -0.07 |
| 15 Yr Fixed | 3.39% | .70 | +0/04 |
| 1 Yr ARM    | 2.52% | .40 | -0.05 |
| 5/1 Yr ARM  | 3.05% | .50 | -0.03 |

### FHFA *updated monthly*

|             |       |      |       |
|-------------|-------|------|-------|
| 15 Yr Fixed | 3.61% | 1.06 | -0.10 |
| 30 Yr Fixed | 4.48% | 1.36 | -0.10 |



# Scentsy Fragrance Wickless Candles

By Dianne McKenzie

I love scents! I love the warmth of candlelight. I love the way decorative lighting can bring magic into a room.

When I first discovered Scentsy, I fell in love with the Autumn Glow Shade, Silhouette Collection, & Lampshade Collection. The light emanating from these warmers transformed my living & workspace. I knew I had to have more. I have a real estate business and I have numerous clients and service people all whom I like to bestow my gratefulness to them for choosing to work with me. Finding a gift that expresses my gratitude has been my quest. When I realized how wonderful the Scentsy Fragrance products were, I realized that I not only wanted to buy them for my clients, I wanted to be able to sell the products to anyone who walks in my office.

What surprised me even more about how wonderful the Scentsy Fragrance products are, is that my husband even liked them. He has tolerated my desire for scents over the years, with incense burning to room sprays, but always asking for me to use it ever so sparingly, as the smoke or scents would really bother him. He really likes the Scentsy autumn & winter scents and has even been known to turn on a warmer to set the mood for the evening!

I am very grateful to have found a product and company I can trust and take part in an opportunity that gives back to the community.

So while my passion is real estate and making my clients dreams come true, I love being able to give a gift that keeps on giving back.

Enjoy your Scentsy products and transform your world and create magic in your home or office environment! I know the magic that Scentsy can bring into a room and once you experience it for yourself, you too will want to share Scentsy with those you care about.

Autumn Glow Shade



Lampshade Collection



Silhouette Collection



Fall & Winter Fragrance



Websites: <http://scentsationallights.com> and <http://diannemckenzie.scentsy.us>

# Monthly Market Report Albuquerque

# Monthly Market

REPORT

Jan 2014



## Green Sheet

Please recycle this report after reading!

|                                                                                                                                                                               |                                                                                                                                                                               |                                                                                                                                                                                                  |                                                                                                                                                                                                   |
|-------------------------------------------------------------------------------------------------------------------------------------------------------------------------------|-------------------------------------------------------------------------------------------------------------------------------------------------------------------------------|--------------------------------------------------------------------------------------------------------------------------------------------------------------------------------------------------|---------------------------------------------------------------------------------------------------------------------------------------------------------------------------------------------------|
| <p><b>Active Listings</b></p> <p>Detached: 3,884<br/>Attached: 388</p> <p>One year ago<br/>Detached: 3,611<br/>Attached: 396</p> <p>% Change (Detached)<br/><b>+7.56%</b></p> | <p><b>Pending Sales</b></p> <p>Detached: 769<br/>Attached: 75</p> <p>One year ago<br/>Detached: 969<br/>Attached: 84</p> <p>% Change (Detached)<br/><b>-20.64%</b></p>        | <p><b>Closed Sales</b></p> <p>Detached: 539<br/>Attached: 47</p> <p>One year ago<br/>Detached: 480<br/>Attached: 51</p> <p>% Change (Detached)<br/><b>+12.29%</b></p>                            | <p><b>Average Sale \$</b></p> <p>Detached: \$203,687<br/>Attached: \$142,447</p> <p>One year ago<br/>Detached: \$186,051<br/>Attached: \$131,890</p> <p>% Change (Detached)<br/><b>+9.48%</b></p> |
| <p><b>New Listings</b></p> <p>Detached: 1,288<br/>Attached: 128</p> <p>One year ago<br/>Detached: 1,247<br/>Attached: 107</p> <p>% Change (Detached)<br/><b>+3.29%</b></p>    | <p><b>Days on Market (average)</b></p> <p>Detached: 76<br/>Attached: 69</p> <p>One year ago<br/>Detached: 74<br/>Attached: 86</p> <p>% Change (Detached)<br/><b>2.70%</b></p> | <p><b>Sales Volume (in millions)</b></p> <p>Detached: \$109.8<br/>Attached: \$6.7</p> <p>One year ago<br/>Detached: \$89.3<br/>Attached: \$6.7</p> <p>% Change (Detached)<br/><b>+22.96%</b></p> | <p><b>Median Sale \$</b></p> <p>Detached: \$167,900<br/>Attached: \$128,000</p> <p>One year ago<br/>Detached: \$158,000<br/>Attached: \$120,000</p> <p>% Change (Detached)<br/><b>+6.27%</b></p>  |

### Closed Sales By Market Area for January only

| MLS Area      | City/County         | 2012 | 2013 | 2014 | % Change (from 2013) |
|---------------|---------------------|------|------|------|----------------------|
| Areas 10-121  | Albuquerque         | 287  | 316  | 355  | +12.34%              |
| Area 130      | Corrales            | 5    | 5    | 9    | +80.00%              |
| Areas 140-162 | Rio Rancho          | 63   | 86   | 100  | +16.28%              |
| Area 170      | Bernalillo          | 3    | 5    | 5    | +0.00%               |
| Area 180      | Placitas            | 1    | 7    | 5    | -28.57%              |
| Areas 210-293 | East Mtns./Estancia | 19   | 29   | 29   | +0.00%               |
| Areas 690-760 | Valencia County     | 33   | 32   | 36   | +12.50%              |



SOURCE: Greater Albuquerque Association of REALTORS® - based on data from the Southwest Multiple Listing Service. Data is deemed reliable not guaranteed. The SWMLS market areas include: City of Albuquerque, Corrales, Placitas, Rio Rancho, Bernalillo, East Mountains/Estancia Basin and most of Valencia County. The green sheet contains the same information reported on the full monthly report.

# Albuquerque Real Estate News

with Cecilie Bodman

9900 Toltec Rd NE Albuquerque, NM 87111

MLS: 806530 Price: \$230,000

**Single-Family Home | 3 bd | 2 ba | 1,850 sqft**



Gleaming solid wood floors. Updates, clean and ready to move in. Beautiful yard with large trees and mature plants, grass and fully fenced in backyard.



## Deals of the Decade:

I specialize in helping clients increase their wealth through Real Estate. I invest in real estate and have rental properties that create cash flow. I always find "deals of the decade" which are three bedroom, two bath, two car garage in great school districts you can rent for more then the mortgage.

All are priced under the market and could be rented for the mortgage payment and more. I may be able to write agreements on many of the homes with the owner paying the down payments and/or most of the closing costs. I would love to empower you to make educated decisions on your investments. Interest rates are still at historic lows!

## Featured Listings in Albuquerque



**5305 Palazzo Road North West**  
MLS#800622

Elegant 5 bedroom, one downstairs, with dramatic 10' ceilings, Pella windows and tile floors. **Price: \$215,000**



**675 Mirage Ct SE Rio Rancho**  
MLS# 768660

Cute home completely remodeled, 3 bedroom, 2 bath, 1 car garage. Gated side yard with access with room for big toys like your RV or Boat. **Price: \$135,900**



**11432 Nassau Dr NE**  
MLS# 768600

Elegant, remodeled 4/5 bedroom in New Holiday Park. One story with granite and stainless appliances. Large family room and yard. **Price: \$265,900**  
Contact Cecilie 505.250.1360 for a tour!

## Custom Santa Fe Style Dream Home can be realized in Aldea

We can offer a charming single-level home, customized to fit your lifestyle, starting with a 2 bedroom + office/2 bath layout – expandable to a gracious 3 bedroom + office/3 bath home with courtyard, 2 car garage!

For more information on Comet Studios Environmentally Conscious Planning Design & Development services, check out their [website CometStudios.com](http://CometStudios.com) »



## Featured Listings in Santa Fe

### Last Live Work Loft Available For Sale! 17 Plaza Nueva

Offering Live/Work Loft lifestyle in the spirit of old Santa Fe at the only mixed-use New Urbanist village. This 3-story Live/Work Loft includes views of the Santa Fe ski basin to the east, Sandia Mountains to the South and Jemez Mountains to the west. **Residential 3rd Floor Level (1,335 sf) Commercial Plaza Level (1,375 sf) Alley Level (950 sf).** Priced below replacement cost @\$116/sf & the land is free!

**MLS #201300933 Price: \$425,000**

# Santa Fe Report

Real Estate News from Dianne McKenzie

Current Aldea Homes on the Market

| Address                   | Listing \$ | TotSF | \$/TotSF | BD | Baths | MLS #     | DOM | Photo |
|---------------------------|------------|-------|----------|----|-------|-----------|-----|-------|
| 78 Avenida Frijoles       | \$290,000  | 1,324 | \$219.03 | 3  | 2     | 201400469 | 30  |       |
| 30 E Via Plaza Nueva      | \$299,500  | 1,500 | \$199.67 | 3  | 3     | 201304735 | 171 |       |
| 146 Avenida Frijoles      | \$300,000  | 1,167 | \$257.07 | 3  | 2     | 201304215 | 202 |       |
| 14 CENTAURUS RANCH        | \$344,500  | 1,800 | \$191.39 | 3  | 3     | 201304103 | 209 |       |
| 17 Plaza Nueva            | \$425,000  | 2,710 | \$156.83 | 2  | 3     | 201300933 | 361 |       |
| 13 Arroyo Privado Lot 475 | \$435,000  | 2,140 | \$203.27 | 3  | 3     | 201300198 | 408 |       |
| 17 Avenida Aldea          | \$439,560  | 2,971 | \$147.95 | 3  | 3     | 201400380 | 39  |       |
| 25 Calle Lemita           | \$448,000  | 2,061 | \$217.37 | 3  | 3     | 201305050 | 151 |       |
| 23 Centaurus Ranch        | \$495,000  | 2,215 | \$223.48 | 3  | 3     | 201400551 | 23  |       |
| 5 Altura Vista            | \$545,000  | 2,127 | \$256.23 | 3  | 3     | 201300980 | 360 |       |
| 62 Avenida Aldea          | \$549,000  | 2,522 | \$217.68 | 3  | 3     | 201302974 | 263 |       |
| 11 Vista Precioso         | \$550,000  | 2,307 | \$238.40 | 3  | 3     | 201305543 | 117 |       |
| 53 E Via Plaza Nueva      | \$645,500  | 2,656 | \$243.03 | 3  | 4     | 201304223 | 201 |       |
| 7 Camino De Vecinos       | \$669,000  | 2,598 | \$257.51 | 3  | 3     | 201305030 | 152 |       |

Equal Opportunity Housing \* All information deemed reliable, but not guaranteed. All information herein has not been verified and is not guar





# Taos Ski Valley Report

Real Estate News from  
Dianne McKenzie

## Mountain Home Site Investment Opportunity



Surrounded by some of the most beautiful majestic wilderness mountains, the **Kachina Mountain Lodge Community** has been thoughtfully master planned to provide an exciting year-round destination resort lifestyle provided by GaiaQuest that's filled with a never ending abundance of activities, amenities, community culture, education programs, world-class recreation opportunities and irreplaceable family

experiences. Imagine beautifully-crafted timeless euro-alpine architecture fused with warm world-renowned local New Mexican traditions and small town hospitality that always makes you feel at home. Discover all the magic Taos Ski Valley's alpine wilderness wonderland has to offer year round. Experience new beginnings offered by refreshing clear stream melt in spring, the warm fragrance of beautiful alpine gardens in summer, a colorful tapestry of deep green conifers and golden aspens intensified by crisp autumn air in fall and the mesmerizing pure snow capped peaks in winter. Visit the website: <http://kachinamountainlodge.com>

We invite you to join our alpine eco-resort community, where you and your family can enjoy one of the most coveted lifestyles available in the Rocky Mountains.



# A E O W Y N's Dog Treats



## Tofu Treats

Tofu contains 77% of a daily value of calcium, wheatgrass adds chlorophyll, ground flax for the healthy omega 3's and peanut butter for an added savory and delicious taste.

### Ingredients:

- 2 cups rice flour
- 1 cup rolled oats
- 3 TBLSP Oat bran
- 2 TBLSP dried mint
- 1 Tsp dried parsley
- 1 – 8 gram packet of wheatgrass powder
- 8 oz silken tofu
- ¼ cup peanut butter
- ¾ -1 cup water

\*Parchment paper for rolling out the dough

- \*Pizza cutter
- A dog to snoopervise


### Method:

1. Preheat oven to 350° F.
  2. Mix dry ingredients in a large bowl. Mix all ingredients until thoroughly combined, kneading with hands. Add more liquid if needed. Divide into 4 balls.
  3. Roll out dough ball between parchment paper, 1/8" consistent thickness in rectangular shape to fit baking sheet. Discard top parchment paper, use for next baking tray. Transfer rectangular shaped dough with the bottom parchment paper to baking sheet. Use pizza cutter to cut dog treats in 1" checkerboard pattern. Use a ruler to help cut straight lines.
  4. Bake 30-40 minutes slightly brown, not burnt. If you prefer a softer treat, bake for 15-20 minutes. Remove from oven and cool.
- This recipe uses 4 baking sheet/trays.

These treats are a soft thin treat & are very tasty. Recipe makes enough treats to fill a little more than 1.6 quart storage container with some to share with dog friends & keep in tins around the house. You can keep the dog treat crisps 2 weeks at room temperature in an airtight container or in the refrigerator 4 weeks.

Aeowyn loves her stuffed animal toys almost as much as she loves her dog treats. When asked what is her favorite treat, it is the one she just ate!





# Free Reports

## Free Information Request Form

*Please complete the box below and place check marks next to the free reports and information you'd like to receive.*

### **Send us your request:**

Dianne McKenzie, Call: **505-603-9300**  
19 Plaza Nueva – on Aldea Plaza Santa Fe, NM 87507  
Email: [Dianne@RealEstatePropertiesSantaFe.com](mailto:Dianne@RealEstatePropertiesSantaFe.com)

Cecilie Bodman, Call: **505-250-1356**  
Email: [ABQGold@ymail.com](mailto:ABQGold@ymail.com)

# Free Reports

- Protect Your Home From Burglars
- Five Deadly Mistakes Home Sellers Make
- Making The Move Easy On The Kids
- How Sellers Price Their Homes
- How To Stop Wasting Money On Rent
- How To Sell Your House For The Most Money In The Shortest Possible Time
- The 10 Dumbest Mistakes Smart People Make When Buying Or Selling A Home

# Free Information

- Send me information about your free, no-obligation HomeFinder service.
- Send me the special computer report showing the features and sale prices of up to 15 of the most recent home sales near the following address:

\_\_\_\_\_, City: \_\_\_\_\_ or in  
the \_\_\_\_\_ area.

- Please let me know the listing price and features of the home at the following address:

\_\_\_\_\_ City \_\_\_\_\_.

- Please let me know the selling price of the home at the following address:

\_\_\_\_\_ City \_\_\_\_\_.

- Please call me to arrange a free, no-obligation market valuation on my house.

# Our Real Estate Team

As real estate consultants, we are 100% focused on consulting, marketing properties, negotiating, & overseeing the transactional details for our clients. We are committed to making the home buying / home selling experience the best it can possibly be. Our purpose is making sure our clients are so outrageously happy with the help we provide that they gladly introduce us to the people they care about, not because they feel obligated but because they truly believe they will benefit.



**Cecilie Bodman**  
Associate Broker  
Cell: 505-250-1356  
Office: 505.291.0050  
eFax: 1-888-877-1356  
www.abqgold.com  
AbqGold@gmail.com  
Albuquerque New Mexico & Beyond




**Dianne McKenzie**  
Associate Broker  
Cell: 505.603.9300  
Abq Office: 505.291.0050  
Dianne@RealEstatePropertiesSantaFe.com  
www.RealEstatePropertiesSantaFe.com  
on Aldea Plaza • 19 Plaza Nueva • Santa Fe NM 87507




**Dianne McKenzie**  
Associate Broker  
Cell: 505.603.9300  
Abq Office: 505.291.0050  
Dianne@KachinaMountainRealEstate.com  
www.KachinaMountainRealEstate.com



Apricot Standard Poodle  
& Service Dog

**Go Green:**  
**Recycle This E-Newsletter!**

After you've enjoyed our E-newsletter, please recycle it by emailing it along to a family member, friend, neighbor or coworker.